



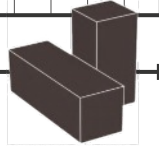

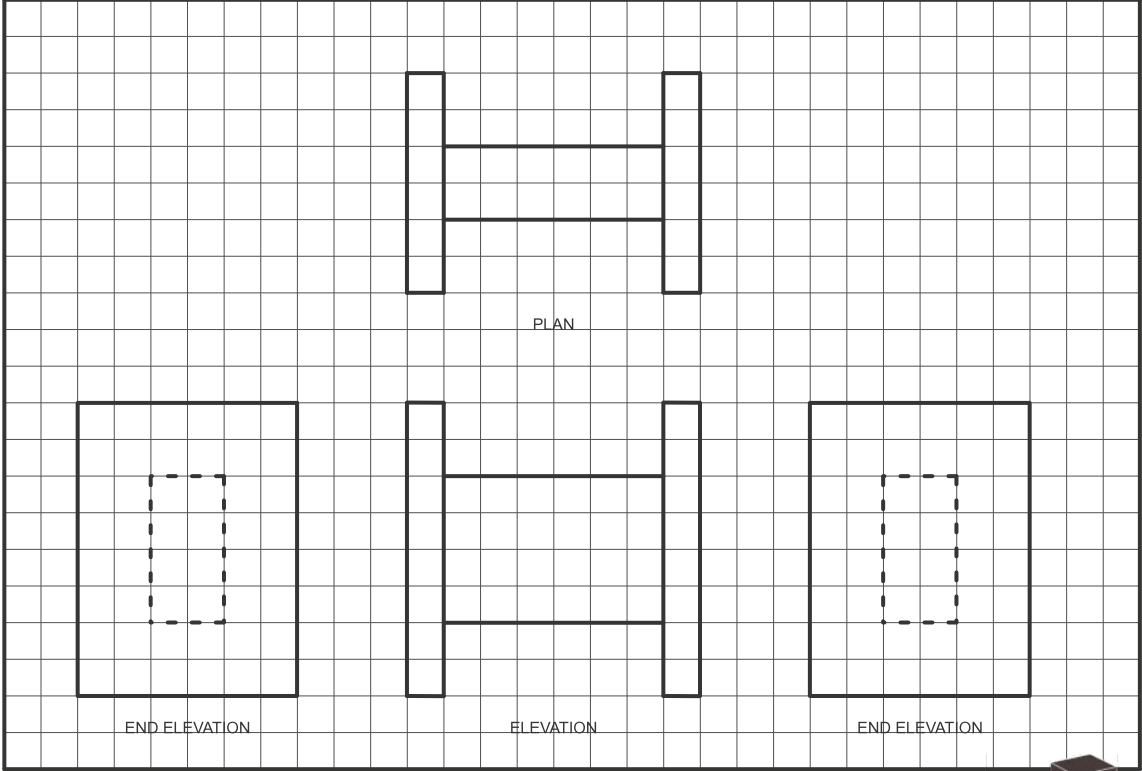
NAME: _____
CLASS: _____
TEACHER: _____

CHALLENGE NUMBER:
9

ISOMETRIC sketching

GRADING

PROJECTION	A	B	C	D	F
LINE QUALITY	A	B	C	D	F
ACCURACY	A	B	C	D	F
DIMENSIONING	A	B	C	D	F



QUESTION:

Technical drawings must follow 'BS8888'.
Explain what 'BS8888' is and why designers and engineers follow it.

(2 MARKS)